



# CNRGLOBAL

Powered by  **CINAR ITFAIYE**

High Quality

Short Production Time

Affordable Price

After Sales Support



**Technical Specification**

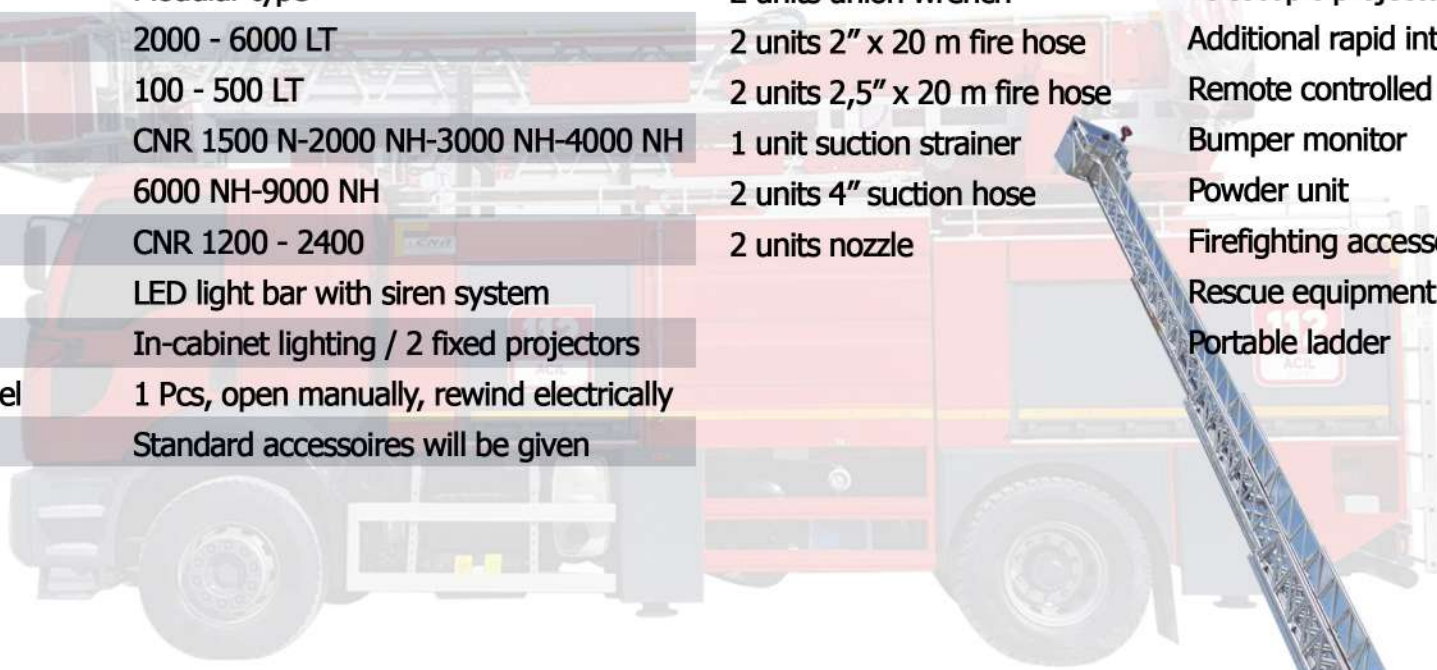
Ladder	Hydraulic controlled 12 - 32 m
Body	Modular type
Water Tank	2000 - 6000 LT
Foam Tank	100 - 500 LT
Pump (Lpm)	CNR 1500 N-2000 NH-3000 NH-4000 NH 6000 NH-9000 NH
Monitor	CNR 1200 - 2400
Lighting and Warning	LED light bar with siren system In-cabinet lighting / 2 fixed projectors
Rapid Intervention Reel	1 Pcs, open manually, rewind electrically
Accessories	Standard accessoires will be given

**Standard Accessories**

- 2 units union wrench
- 2 units 2" x 20 m fire hose
- 2 units 2,5" x 20 m fire hose
- 1 unit suction strainer
- 2 units 4" suction hose
- 2 units nozzle

**Optional Accessories**

- Telescopic projector
- Additional rapid intervention reel
- Remote controlled monitor
- Bumper monitor
- Powder unit
- Firefighting accessories
- Rescue equipment
- Portable ladder





**Technical Specification**

Body	Modular type	<b>Standard Accessories</b>	<b>Optional Accessories</b>
Water Tank	2000 – 10.000 lt	1 unit suction strainer	Telescopic projector
Foam Tank	150 – 300 lt	2 units 4" suction hose	Additional rapid intervention reel
Pump (Lpm)	CNR 1500 N-2000 NH-3000 NH 4000 NH-6000 NH-9000 NH	1 unit suction strainer	Remote controlled monitor
Pressure	10 – 40 bar	2 units fire hose nozzle	Bumper monitor
Drive	PTO	2 units 2" x 20 m fire hose	Dry chemical powder unit
Foam Proportioning	%3 - %6 (inside the pump)	2 units 2,5" x 20 m fire hose	Firefighting accessories
Monitor	CNR 1200 – 2400	2 pcs union wrench	Rescue equipment
Lighting and Warning	LED light bar with siren system, In-cabinet lighting / 2 fixed projectors	Folding ladder	Front hitch winch
Rapid Intervention Reel	1 pcs manual opening – electric rewind		Front-watering
			Under-vehicle cooling
			Foam suction strainers
			Portable ladder lowering system





**Technical Specification**

Body	Modular type	<b>Standard Accessories</b>	<b>Optional Accessories</b>
Water Tank	6000 – 18000 lt	1 unit suction strainer	Telescopic projector
Foam Tank	150 – 500 lt	2 units 4" suction hose	Additional rapid intervention reel
Pump (Lpm)	CNR 1500 N-2000 NH-3000 NH 4000 NH-6000 NH-9000 NH	2 units fire hose nozzle	Remote controlled monitor
Pressure	10 – 40 bar	2 units 2" x 20 m fire hose	Firefighting accessories
Drive	PTO	2 units 2,5" x 20 m fire hose	Rear locker
Foam Proportioning	%3 - %6 (inside the pump)	2 pcs union wrench	
Monitor	CNR 1200 – 3000	Folding ladder	
Sprinkler System	Pre-pressurized type, free flow type at the rear		
Lighting and Warning	LED light bar with siren system, In-cabinet lighting / 2 fixed projectors		







**Technical Specification**

Chassis	Double cabin 4x4 drive	<b>Standard Accessories</b>	<b>Optional Accessories</b>
Body	Modular type	Hydraulic cutter / spreader / ram tool	3500 kg capacity winch
Lighting and Warning	LED light bar with siren system 2 pcs fixed projector	Chain saw	360° 220 volt lighting tower
		Concrete and iron cutting circular saw blade	Generator (5 kW)
		Traffic set	Pump
		Tripod rescue set	
		6 kg (DCP) powder fire extinguisher	
		5 kg carbondioxide extinguisher	
		Breathing apparatus set	
		Mechanical rescue equipment	





## Technical Specification

Body	Moduler type
Water tank	3.000 - 32.000 Lt
Pump Capacity	1500 - 9000 Lpm
Drive	PTO
Monitor	CNR 1200
Lighting and Warning	LED light bar with siren system 2 pcs fixed projector
Rapid intervention reel	1 unit manual opening - electric rewinding
Accessories	Standard accessoires will be given

### Standard Accessories

- 2 units union wrench
- 2 units 2" x 20 m fire hose
- 2 units 2,5" x 20 m fire hose
- 1 unit suction strainer
- 1 unit 4" suction hose
- 2 units nozzle

### Optional Accessories

- Telescopic projector
- Additional rapid intervention reel
- Remote controlled monitor
- Bumper monitor
- Firefighting accessories





## Technical Specification

Body Capacity	4 m <sup>3</sup> - 26 m <sup>3</sup>	<b>Standard Accessories</b>	<b>Optional Accessroies</b>
Tailgate Capacity	0,8- 1 – 1.2 – 1.5 – 2 – 2.5 – 3 m3	Monitor	Camera
Hydraulic Pump	36 - 90 cm <sup>3</sup> /d (cm <sup>3</sup> /rev)-max	Working light	Tandem system
Working Pressure	170 - 190 bar	Side protection - bar/barier	Container lifting device in various types
Oil Tank	100 - 200 lt	¾" Pipe hand handle for workers	Electric container lifting
P.T.O.	750 d/d (rpm) - 1500 d/d (rpm)	Plastic mudguards	Additional removable waste water tank
Cycle Time	20 - 35 sn (sec)	Foldable rear footboards	Hardox hopper
Working Type	Automatic + Manuel	Hydraulic pump	
Loading Height	1000 - 1400 mm		
Waste Water	80-200 lt		



**70 m<sup>3</sup>**





## Technical Specification

### SKIPLOADER

Capacity	5 – 18 tons
GVW	8 – 32 tons
Truck Model	4x2 – 6x4 – 8x4
Lifting Capacity From Ground	2500 mm-5000 kg, 3000 mm-18000 kg
Lifting Capacity From Ground (800 mm)	2500 mm-3500 kg, 3000 mm-12000 kg
Weight	1900 – 3750 kg
Operating Pressure	300 bar
Hydraulic Pump	45 – 100 lpm

### DOUBLE SKIPLOADER

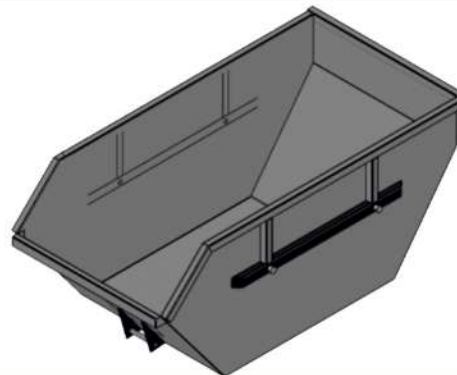
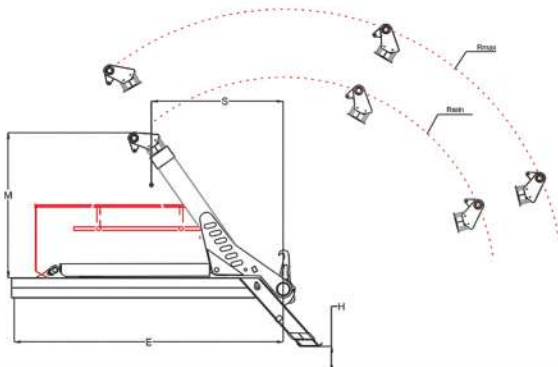
GVW	18 – 22 tons
Truck Model	4x2 – 6x4
Lifting Capacity From Ground	2500 mm-12000 kg, 4200 mm-6800 kg
Lifting Capacity From Ground (800 mm)	2500 mm-6900 kg, 4200 mm-4800 kg
Weight	3100 kg
Operating Pressure	300 bar
Hydraulic Pump	80 lpm

#### Standard Accessories

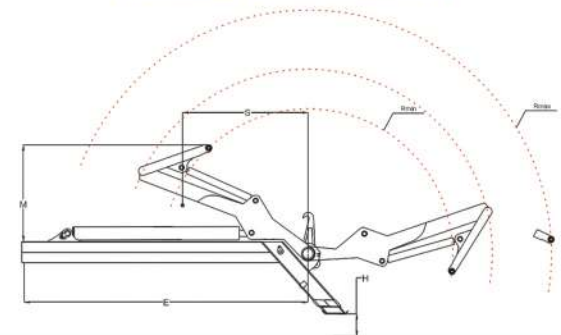
Aluminium lateral support  
Mudgard set

#### Optional Accessories

Remote control  
PTO



### DOUBLE SKIPLOADER







**Technical Specification**

Capacity	3-7 m3
Drive	Hydraulic
Body Material	ST 52 / ST 37 - 3 mm
Loading Type	Manual / Automatic
Compaction Rate	1:3
Working Pressure	180 bar
Container Lifting Device	120-240-360-700-1100 lt
Compaction Time	20 sec
Container Lifting Time	10 sec
Container Landing Time	8 sec

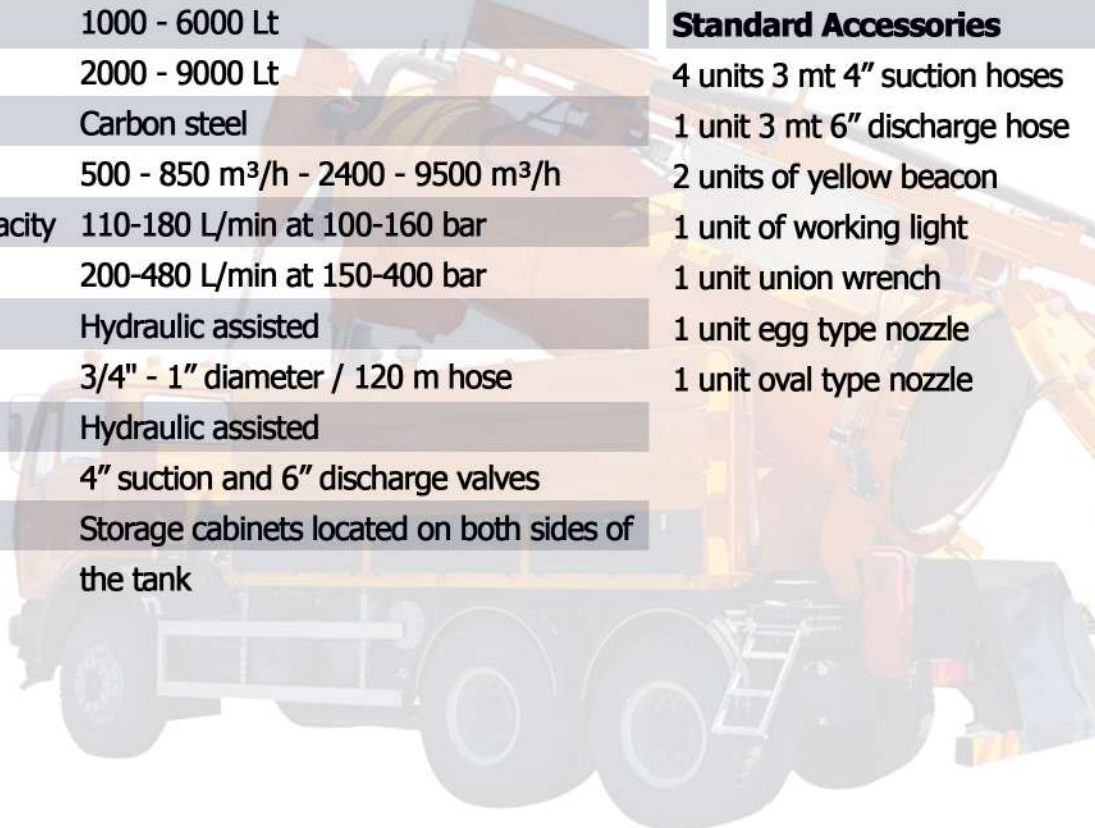
Standard Accessories	Optional Accessories
Footsteps	Camera
Stop light	Monitor
Rotary lamp	Container lifting system in different type
Manual control system	Remote control
Mudguards	Electrical control
Aluminum protection	Automatic compression
Hydraulic pump	





## Technical Specification

Clean Water Capacity	1000 - 6000 Lt	<b>Standard Accessories</b>	<b>Optional Accessories</b>
Waste Water Capacity	2000 - 9000 Lt	4 units 3 mt 4" suction hoses	270° Rotating capable suction boom
Tank Material	Carbon steel	1 unit 3 mt 6" discharge hose	Suction hose reel
Vacuum Pump Capacity	500 - 850 m <sup>3</sup> /h - 2400 - 9500 m <sup>3</sup> /h	2 units of yellow beacon	Stainless steel tank
High Pressure Pump Capacity	110-180 L/min at 100-160 bar 200-480 L/min at 150-400 bar	1 unit of working light	Ext. mounted stainless steel water tank
Back Cover Opening	Hydraulic assisted	1 unit union wrench	Hydraulic tank lifting
Canal Jetting Reel	3/4" - 1" diameter / 120 m hose	1 unit egg type nozzle	Up to 980 m <sup>3</sup> /h capacity vacuum pump
Back Cover Locks	Hydraulic assisted	1 unit oval type nozzle	Up to 160 bar 140 lt/min capacity high pressure pump
Valves	4" suction and 6" discharge valves		Pneumatic discharge valve
Storage Cabinets	Storage cabinets located on both sides of the tank		Hydraulic rear door locks
			Hydraulic / Electrical operated winch
			Air assisted waste discharge
			Secondary high pressure hose reel
			Cassette boom
			CD boom





**Technical Specification**

Tank Capacity	3000 - 32000 Lt	<b>Standard Accessories</b>	<b>Optional Accessories</b>
Tank Material	Carbon steel	4 units of 3 m 4" suction hose	Stainless steel tank
Vacuum Pump Capacity	300 - 850 m <sup>3</sup> /h - 700 - 6500 m <sup>3</sup> /h	1 unit 3 m 6" discharge hose	Hydraulic tank lifting
Rear Door Opening	Hydraulic assisted	2 units of yellow beacon	Up to 980 m <sup>3</sup> /h capacity vacuum pump
Rear Door Locks	Manuel / Hydraulic	1 unit of work light	Pneumatic suction valve
Valves	Manuel operated suction and discharge valves	1 unit union wrench	Pneumatic discharge valve
Storage	Storage cabinets located on both sides of the tank	Suction hose	Hydraulic / Mechanic rear door locks
			Hydraulic / Electrical operated winch
			Air assisted waste discharge
			Telescopic suction boom
			Cassette boom





## Technical Specification

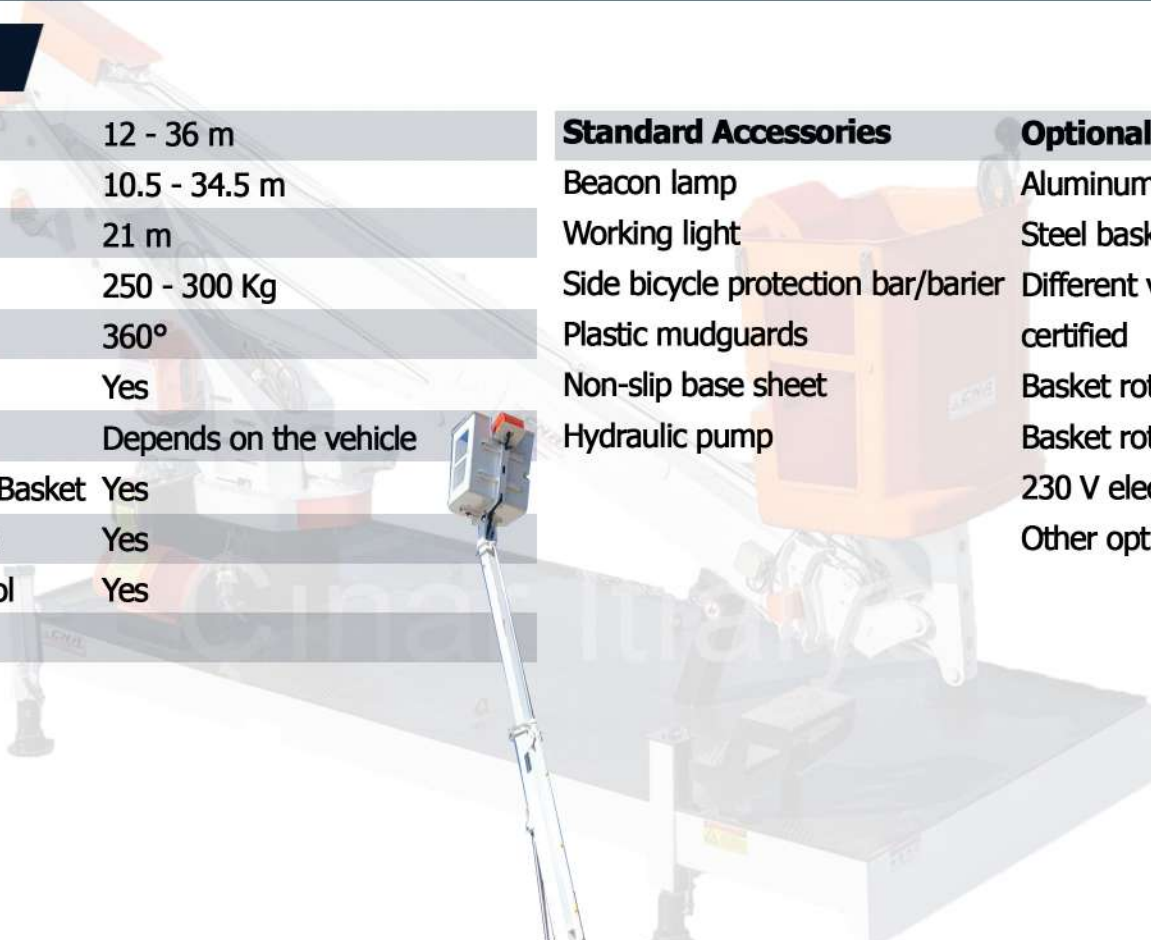
Working Height	12 - 36 m
Platform Height	10.5 - 34.5 m
Max. Horizontal Reach	21 m
Basket Carrying Capacity	250 - 300 Kg
Rotation	360°
Auto. Hydr Basket Balancing Sys.	Yes
Vehicle Start/Stop System	Depends on the vehicle
Possibility to Use From Tower and Basket	Yes
Emergency Control Bypass System	Yes
Emergency Stop Buttons on Control Panel	Yes

### Standard Accessories

- Beacon lamp
- Working light
- Side bicycle protection bar/barrier
- Plastic mudguards
- Non-slip base sheet
- Hydraulic pump

### Optional Accessories

- Aluminum basket
- Steel basket
- Different voltage isolation with test certified
- Basket rotating 45°
- Basket rotating 90°
- 230 V electric socket
- Other options as per client request







**Technical Specification**

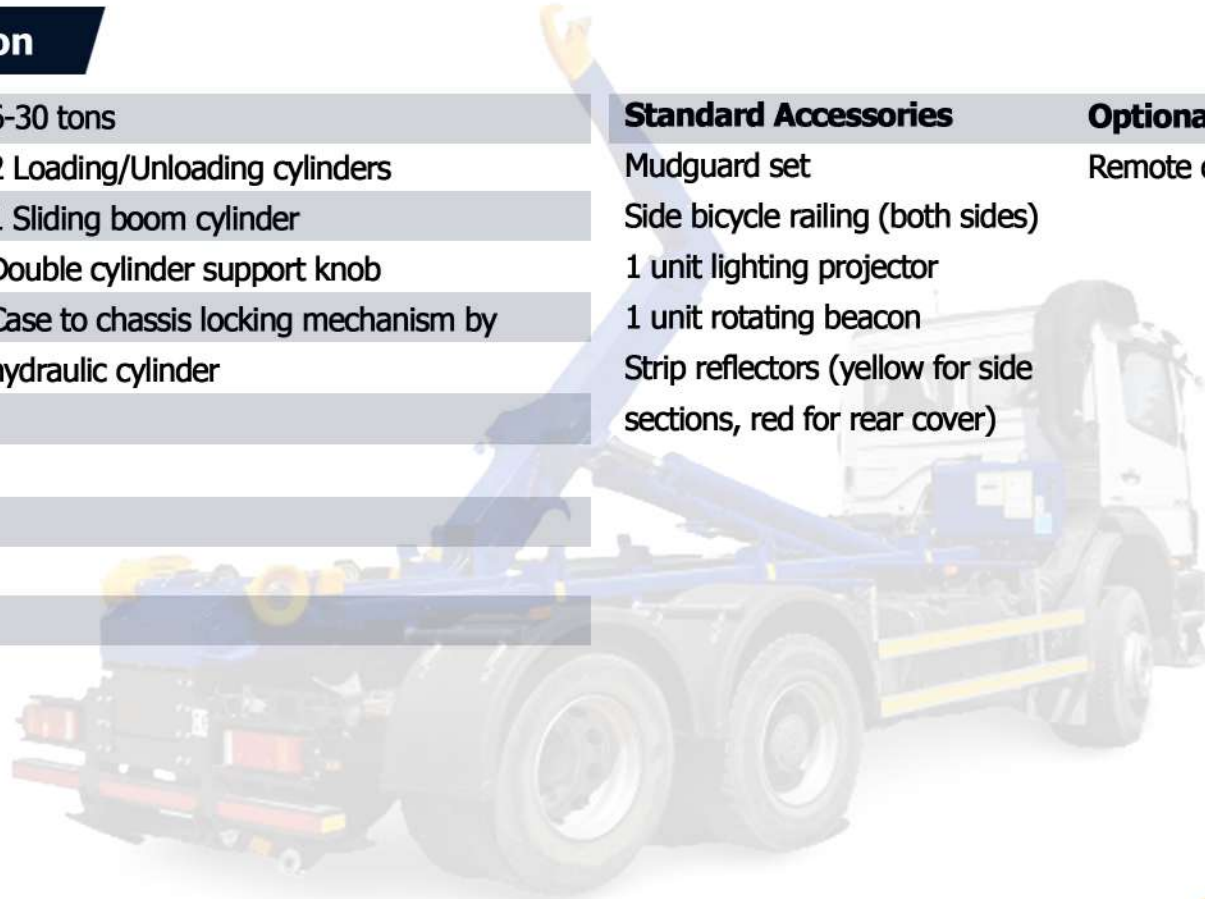
Hook Capacity	6-30 tons
Hook Cylinders	2 Loading/Unloading cylinders
	1 Sliding boom cylinder
Rear Loading Cylinder	Double cylinder support knob
Case Locking	Case to chassis locking mechanism by hydraulic cylinder

**Standard Accessories**

- Mudguard set
- Side bicycle railing (both sides)
- 1 unit lighting projector
- 1 unit rotating beacon
- Strip reflectors (yellow for side sections, red for rear cover)

**Optional Accessories**

- Remote control





## Technical Specification

### Capacity Information

Hopper Volume	3.5 – 9.5 m <sup>3</sup>
Payload Volume	3 – 9 m <sup>3</sup>
Payload Capacity	1 – 7 tons
Water Tank	1100-2.300 lt stainless steel (AISI304) integrated with hopper
Hydraulic Reservoir	60 lt

### Auxiliary Engine Information

Brand Tumosan 4DT-41T-115C - 115 hp/86 kW @2300 rpm

### General Information

Dump Height	950 – 1050 mm
Dump Angle	50° +/- 5°
Sweeping Speed	0 – 16 km/h

### Fan

Type: Heavy duty, dynamically balanced impeller with multivane corrosion resistance blades  
 Design: Whisper wheel fan system  
 Drive: Fluid coupling or dry clutch gearbox  
 Construction: Stainless steel AISI304  
 Side brush: Ø 320 – 450 mm  
 200 rpm hydraulic motor drive  
 Middle brush: Ø 400 mm  
 160 rpm hydraulic motor driven  
 Nozzle diameter: Ø 250 mm  
 Nozzle wheel diameter: Ø 250 mm  
 Nozzle width: 750 mm  
 Sweeping width: 2150 – 2450 mm  
 Dual suction sweeping width: 3300 – 3500 mm

### Control Panel

Raised hopper warning

### Options

Wander house with boom and trunking excess 5 m long  
 High pressure washing system (30 lt / 200 bar)  
 Variable and adjustable side brush speed  
 Variable side brush positioning system  
 Simultaneous dual suction  
 Stainless steel hopper construction  
 Housing liner





Fire Pumps	Specification				
Model	CNR 1500 N	CNR 2000 N	CNR 2000 NH	CNR 3000 NH	CNR 4000 N
Type	Centrifucal	Centrifucal	Centrifucal	Centrifucal	Centrifucal
Number of stages	2	2	4	5	2
Maks. Flow Rate	1500 Lt/min-10 Bar	2000 Lt/min-10 Bar	2000 Lt/min-10 Bar	3000 Lt/min-10 Bar	4000 Lt/min-10 Bar
Material	Aluminium body	Aluminium body	Aluminium body	Aluminium body	Aluminium body
Driven Type	PTO-Transfer case	PTO-Transfer case	PTO-Transfer case	PTO-Transfer case	PTO-Transfer case
Rpm	3200 Rpm	3200 Rpm	4800 Rpm	3600 Rpm	3600 Rpm
Gear Box	Coupled to pump	Coupled to pump	Coupled to pump	Coupled to pump	Coupled to pump
Suction	1/4"	1/4"	1/4"	1/4"	1/4"
Outflow	2 x 2" - 2 x 2,5"	2 x 2" - 2 x 2,5"	2 x 2" - 2 x 2,5"	2 x 2" - 2 x 2,5"	2 x 2" - 2 x 2,5"
By-pass system	---	Available	Available	Available	Available
Vacuum System	Automatic	Automatic	Automatic	Automatic	Automatic
Foam proportioning	%3 - %8	%3 - %8	%3 - %8	%3 - %8	%3 - %8
Control System	Pump Control box	Pump Control box	Op.Cabin controlled	Op.Cabin controlled	Op.Cabin controlled





CUTTING AND BENDING



LASER CUTTING



CNC MACHINING



SKD or CKD Delivery



ROBOT WELDING



PRECISE WORK BY EXPERIENCED TEAM



SAND BLASTING



TWO BOXES FOR PAINTING



QUALITY CONTROL AND FUNCTIONAL TEST BEFORE DELIVERY

15000 M<sup>2</sup> COVERED FACTORY IN 25000 M<sup>2</sup> LAND

SPARE PARTS WAREHOUSE

CNR engineering and R&D department has talented and experienced engineers working with updated technologies and designing, drawing methods and programs in their studies for design, production, planning and new developments for all products.



Since 2014 CNR exported many products to 70 countries worldwide and on its way to becoming a globally recognized brand. The main export markets are; Europe, Middle East, North and East Africa, Far East and Central Asia. In those regions CNR have loyal customers who have preferred our products for years.





# CNRGLOBAL

Powered by  **CINAR ITFAIYE**

CNR BELEDİYE HİZMET ARAÇLARI VE ARAÇ ÜSTÜ  
EKİPMANLARI SAN.TİC. LTD. ŞTİ  
Büyükkayacık OSB Mahallesi, 513 Nolu Sok.No:19/1  
5.Organize Sanayi Bölgesi-42280  
Selçuklu/Konya/Türkiye  
Tel :+90 (332) 25119 73  
Mob:+90 553 840 45 95  
info@cnrglobal.com  
www.cnrglobal.com